



Queen Mary Sailing Club

Race Management Update

Andrew Craig, Principal Race Officer

February 2020

Topics for today



Sunday Racing

Course geometry
Course accuracy
Late starters
D flag experience

Wednesday Racing

Course geometry
Course size
Restart after recall
Starting penalty options

All Racing

Committee boat set up
Extreme Weather
Target times for race preparation
OOD points
Handicap setting

Members Survey and Comments



QUEEN MARY SAILING CLUB MEMBERS FEEDBACK				
(% EXCELLENT OR GOOD)				
	2019	2018	2017	2016
Club Racing				
Race Management	92	96	95	94
Safety Service Provision	98	89	94	93
Courses Set	90	86	93	86
Frequency of Racing	98	93	98	94
Variety of Racing Programme	87	87	93	87

- Too few boats in slow handicap, combine with Laser start
- More variety, eg more sprints, more pursuits. No Pursuits!
- Course location not always using space available

- Start lines not always square, beats not true – take more time
- Angles don't allow for use of kite, unfair v handicap
- OOD points disadvantage those who don't complete the series

Turnaround, OOD and Committee Boat

- Prioritise quick turn around above perfection
 - But be prepared to adjust line before start
- To start or not to start if late arrivals to start line
 - Always start on schedule unless issues with launching
- OOD points average includes DNCs
 - Better to race and come last than be OOD
 - Change OOD points to be average of races raced
- Report Committee Boat problems to the office
 - Committee Boat Halyards – to fly 2 and 3

Target Times for Race Preparation

As on RO webpage, in Race box and in Office

Sunday Time	Action	Weds Time	Person
08:45	Set up sign on sheets and notices	17:00	Sailing Secretary
09:15	Launch and clean Committee Boat	17:45	Wet Team
09:30	RO team arrives	18:00	RO
09:30	Discuss weather and course size/layout	18:00	RO & Wet Team
09:40	Check Race box and committee boat, collect radio	18:15	RO
09:50	Preliminary course laid (even if RO is late)	18:20	Wet Team
09:50	RO team go afloat	18:20	RO
10:00	Committee Boat on station	18:30	RO
10:15	Start and finish pins laid	18:45	RO & Wet Team
10:20	Final course adjustments made	18:50	RO & Wet Team
10:25	Ready for warning signal	18:55	All
10:30	Starting signal	19:00	All

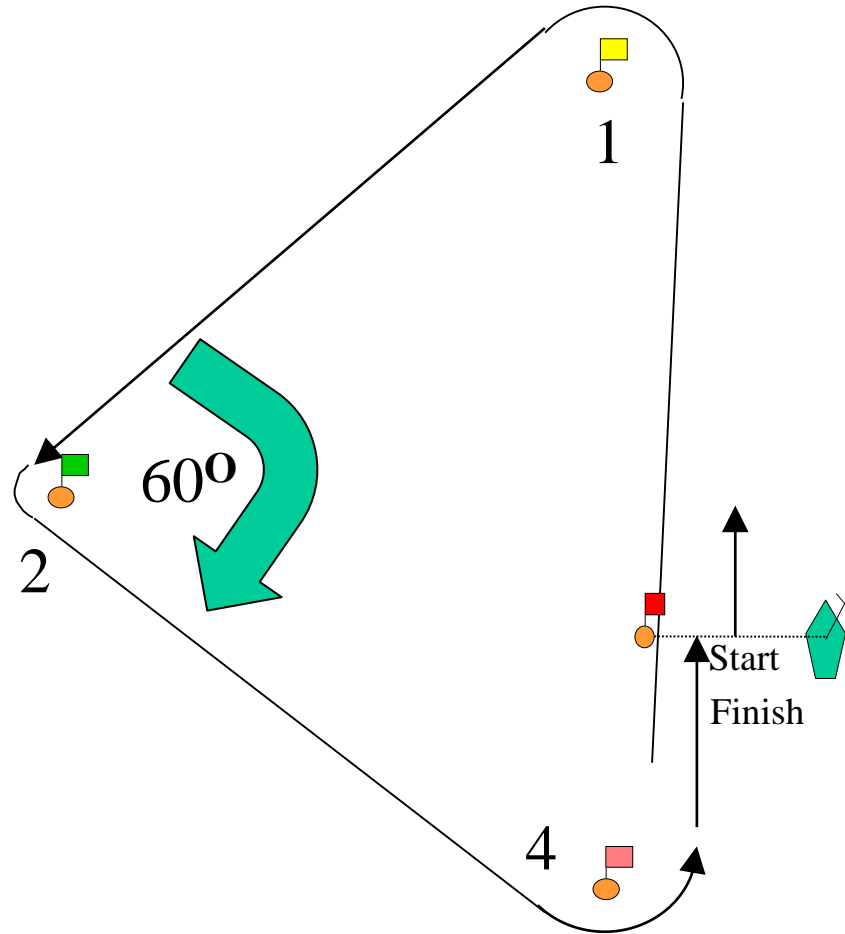
Wednesday Course K

Best Angle

- *Equilateral triangle*
- *60 degrees*

Course Accuracy:

- *Measured once*
- *Good shape*
- *Till wind shifted*
- *Windward mark moved*
- *Wing mark not moved*



Wednesday Course N

Best angle

60 for spinnaker boats

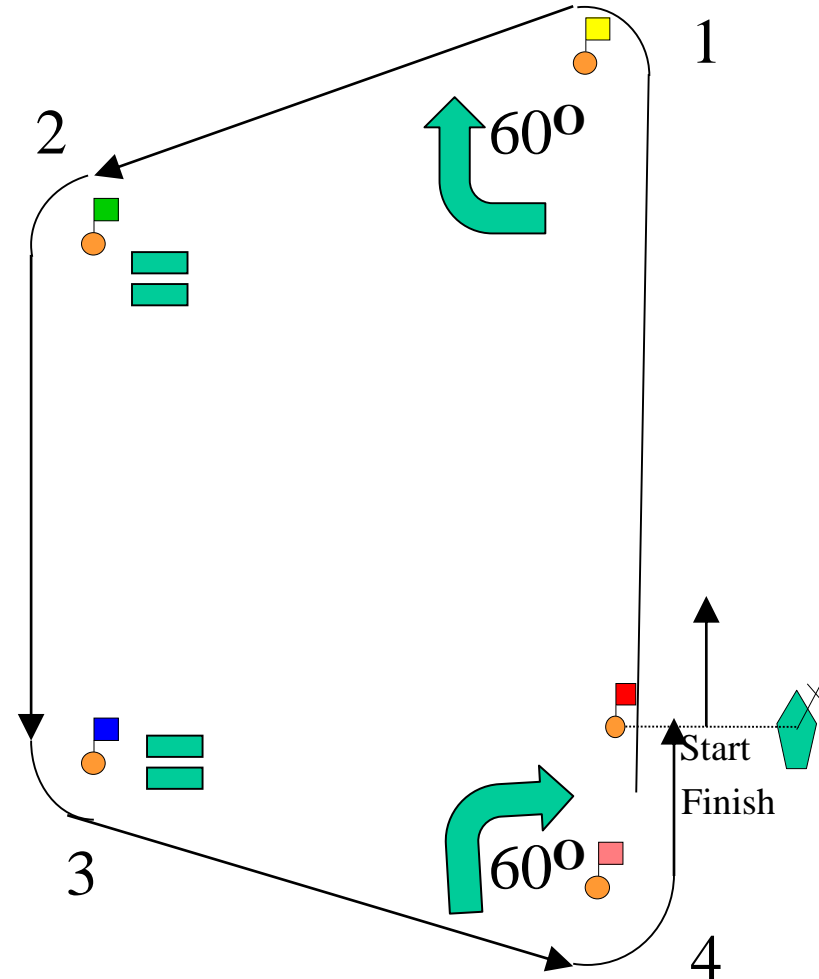
70 for non spinnaker boats

Best lengths

Too big and cannot stop!

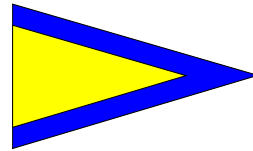
Too long reaches = triangle

Target is (1-2) = (2-3) = (3-4)



Weds Restart after General Recall


Display 1st Sub



- 1st Sub on a stick held by RO
- Safety boats sent round fleet to bring boats back
- ROs arm is tired and 1st Sub comes down, no sound
- Sequence is restarted at some point later

- Holder for 1st Sub to be added to Committee Boat
- Lower 1st Sub +1 sound, 1 minute later warning signal

Starting Penalty - Wednesdays



Z – rule 30.2 applies: Use May-August

20% scoring penalty

Record as ZFP if in triangle in last minute

Display X if OCS at start




U – rule 30.3 applies: Use April (and Sept)

Record as UFD if in triangle in last minute

Don't display X if OCS at start

Boats UFD may start a re-started race



- Target race length (Sundays and Wednesdays)
 - 45 to 55 minutes for leader
- Time limits - Sunday
 - 15 minutes from first to last
 - Whiskey flag for tail enders
- Wednesday finish discretion
 - Don't split fleet leaders, issues if wind dies
 - May have to split off fleet tail enders



Extreme Weather – Racing Limits

Forecast

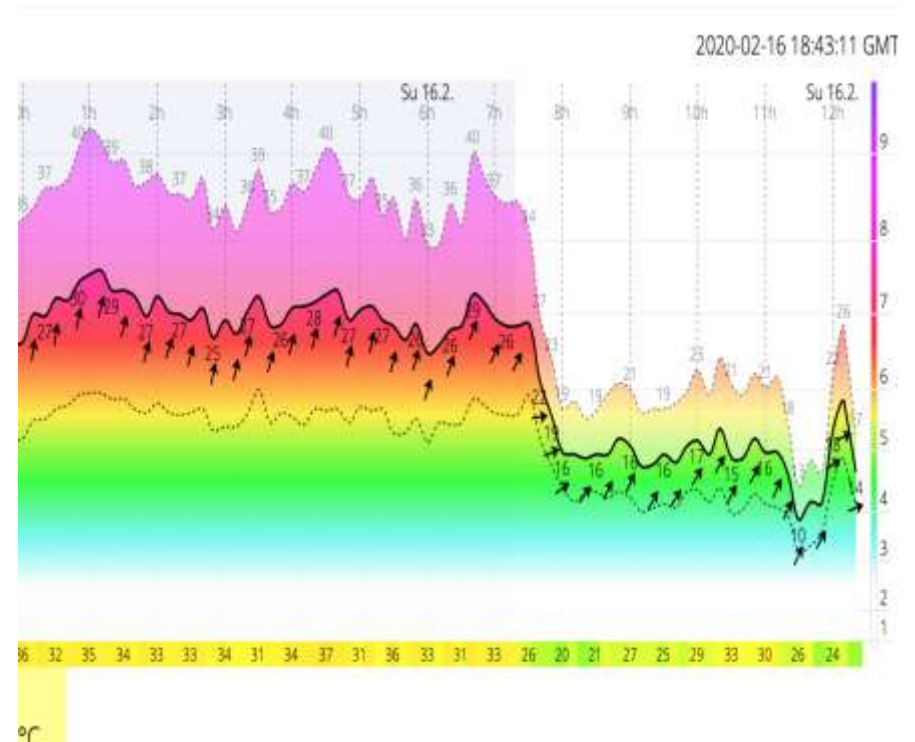
Live Wind  QMSC
Queen Mary Sailing Club (1)

 WG  Info  Forecast

Updated:
16.2. 12:56 GMT

	Su 16. 09h	Su 16. 11h	Su 16. 13h	Su 16. 15h	Su 16. 17h	Su 16. 19h	Su 16. 21h	M 17. 00h
Wind speed (knots)	17	14	12	15	17	18	19	20
Wind gusts (knots)	29	31	26	30	32	33	35	36
Wind direction (→)	↗	↗	↗	↗	↗	↗	↗	↗
*Temperature (°C)	12	11	10	9	9	8	7	7
*0° isotherm (m)	2k	1.7k	1.4k	1.3k	1.1k	990	940	940
Cloud cover (%)	100	93	93	91	44	7		
high / mid / low	57	80	87	92	14	10	19	
*Precip. (mm/1h)	1.2	1.7	2.2	0.6				
Windguru rating	★	★	★	★	★	★	★	★

Actual



Weds Results v Handicaps

Wednesday Evening Series								
Year =>	2016	2016	2017	2017	2018	2018	2019	2019
Place	Class	Points	Class	Points	Class	Points	Class	Points
1st	RS200	32	RS200	24	RS200	18	RS400	17
2nd	RS400	38	Laser	26	RS400	30	RS200	24
3rd	Laser	39	Laser	54	Laser	31	Laser	41

Handicap	2016	2017	2018	2019
RS400	927	934	934	939
RS200	1046	1047	1046	1040
Laser	1101	1109	1109	1112

Handicap	2020
RS400	942
RS200	1043
Laser	1112

2020	QM Handicap	RYA PN	Difference
RS400	942	942	0
RS200	1043	1046	-3
Laser	1112	1099	13
Tasar	1042	1020	22
Flying 15	1034	1015	19
D-One	959	948	11

Duties

4 per year please, eg
1 Wednesday, 3 Sundays

Book well in advance
Swap if needed

Benefits

£100 off mem for 4 duties
£25 per additional duty and
OOD Points

2 Weds (2 races)

2 Sundays (4 races)

RO Training

RO Course every quarter
Mentors allocated to new ROs
Encourage others to enrol

Any Other Topics?



Sunday Racing

Course geometry
Course accuracy
Late starters
D flag experience

Wednesday Racing

Course geometry
Course size
Restart after recall
Starting penalty options

All Racing

Committee boat set up
Extreme Weather
Target times for race preparation
OOD points
Handicap setting