



QUEEN MARY
SAILING CLUB

WEDNESDAY EVENING SERIES

7th April – 8th September 2021

SAILING INSTRUCTIONS

23 RACES, 12 TO COUNT

Queen Mary Sailing Club
Queen Mary Reservoir
Ashford Road
Ashford
Middlesex
TW15 1UA

QUEEN MARY SAILING CLUB

WEDNESDAY EVENING SERIES

SAILING INSTRUCTIONS

1. RULES

- 1.1. **Keeping Clear:** Boats shall keep clear of barges and motor vessels that are restricted in their ability to manoeuvre. When a boat finds herself otherwise unable to keep clear of such a vessel she may use propulsion, such as paddling or rocking, provided she does not gain a significant advantage in the race (RRS 42.3(i)).

2. CHANGES TO SAILING INSTRUCTIONS

- 2.1 Any change to the Sailing Instructions will be posted not less than 60 minutes before the scheduled warning signal of the first race on the day on which it will take effect, except that any change to the schedule of races will be posted by 18:00hrs on the Wednesday before it will take effect.

3 COMMUNICATIONS WITH COMPETITORS

- 3.1 Notices to competitors will be posted on the official notice board located outside the Clubhouse at the bottom of the waterside glass stairs.
- 3.2 The race office is located at the Queen Mary Club office, telephone number: 01784 248881, email: sailingsecretary@queenmary.org.uk.

4. CODE OF CONDUCT

- 4.1 [DP] Competitors shall comply with reasonable requests from race officials.

5. SIGNALS MADE ASHORE

- 5.1. Signals made ashore will be displayed on the Clubhouse flagpole.
- 5.2. When flag AP is displayed ashore, '1 minute' is replaced with 'not less than 30 minutes' in Race Signals AP.

6. NOT USED

7. CLASS FLAGS

Class flags will be:

CLASSES	WARNING FLAG
Handicap	"H"

8. RACING AREA

The racing area will be indicated on the Daily Information Board located outside the Clubhouse at the bottom of the waterside glass stairs.

9. COURSES

- 9.1 The diagrams in Appendix 1 show the courses, the order in which marks are to be passed and the side on which each mark is to be left. The courses will be used in rotation, week by week, as follows: courses K, L, N & P.

- 9.2 The letter designating the course to be sailed will be displayed on the stern of the Race Committee Boat.
- 9.3 The start/finish line shall not be crossed on downwind legs on which it is an obstruction.

10. MARKS

- 10.1 The marks of each designated course will fly the coloured flags as shown on the diagram for that course in Appendix 1.
- 10.2 The starting and finishing mark will be a spherical buoy flying a red flag.

11. OBSTRUCTIONS

The following areas are obstructions and boats shall not sail in those areas at any time:

- (a) at the recovery plant on the western wall of the reservoir, the area bounded by the dredger's anchor buoys;
- (b) at the southern end of the bund, the shallows bounded by yellow/black or orange buoys, and the area bounded by the dredger's anchor buoys;
- (c) if a dredger is at any time located somewhere on the reservoir other than as described in (a) and (b) above, the area bounded by its anchor buoys;
- (d) at the outlet at the north east corner of the reservoir, the area bounded by round yellow buoys.

12. THE START

- 12.1. Races will be started by using RRS 26 with the warning signal made 5 minutes before the starting signal. The preparatory signal shall be made 4 minutes before the starting signal and the preparatory flag removed 1 minute before the start.
- 12.2. The starting line is between a staff displaying an orange flag on the Race Committee Boat at the starboard end and the course side of the port end starting mark.
- 12.3 A boat that does not start within 15 minutes after her starting signal will be scored DNS without a hearing. This changes RRS A5.1 and A5.2.

13. CHANGE OF THE NEXT LEG OF THE COURSE

Course marks may be moved by no more than 150 metres during a race but flag C will not be displayed nor will information regarding the change be displayed. This changes RRS 33.

14. THE FINISH

- 14.1 The finishing line will be between a staff displaying a blue flag on the Race Committee Boat at the starboard end and the course side of the port end finishing mark.
- 14.2 Boats will finish the first time that they cross the finishing line during the finishing period. The commencement of the finishing period will be signalled by the display of a blue flag on a staff of the Race Committee Boat without a sound signal. The finishing period will continue for 30 minutes after the first boat has finished. This period may be extended at the discretion of the Race Officer.

15. NOT USED

16. TIME LIMITS

Not used.

17. HEARING REQUESTS

- 17.1 Protests shall be written on forms available from the Club office by phoning 01784 248881 and shall be delivered there within 60 minutes of the finishing time of the last boat.
- 17.2 Protests will be heard in approximately the order of receipt as soon as possible.

18. NOT USED

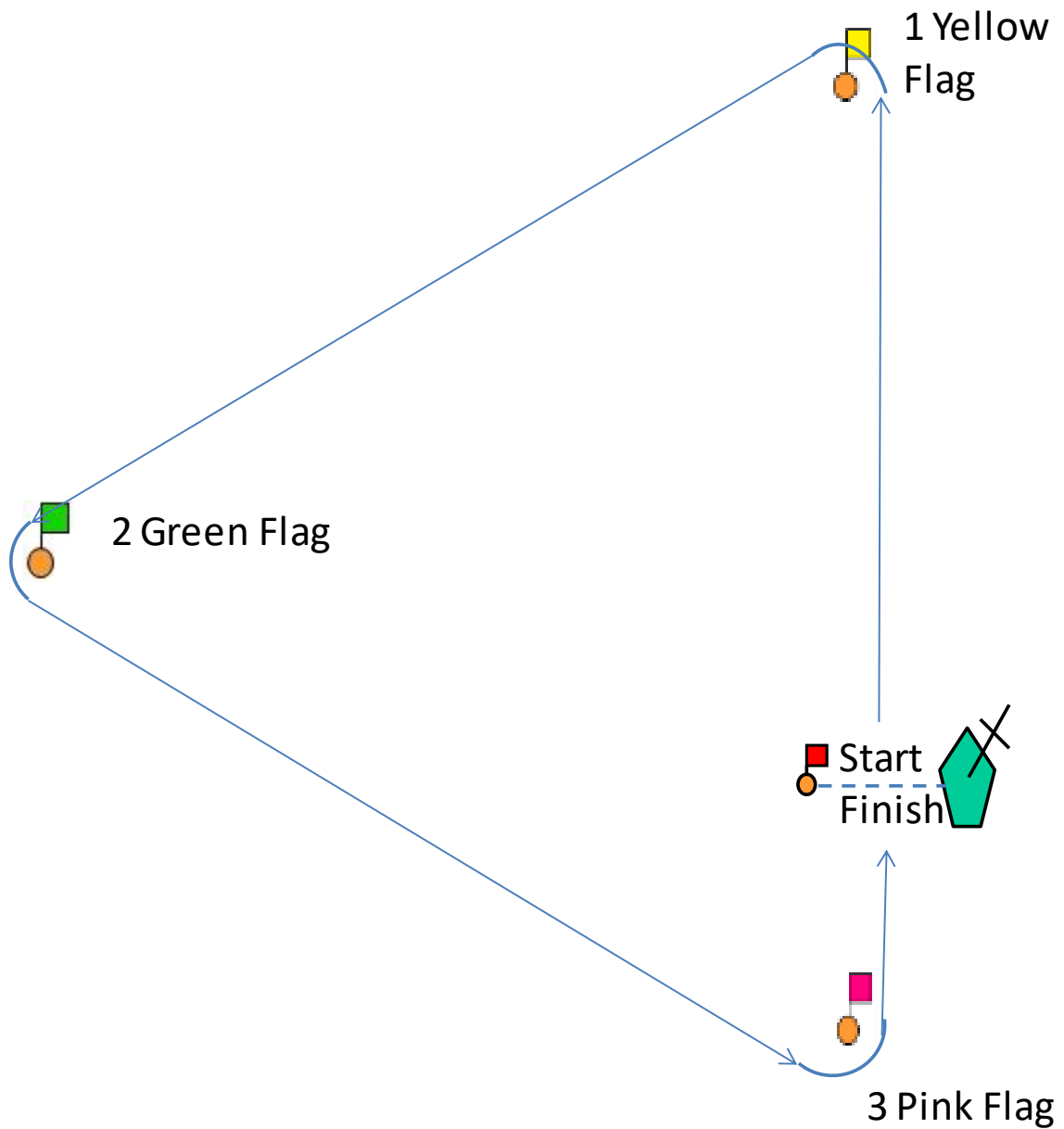
19. SAFETY REGULATIONS

- 19.1. By booking a racing session, competitors agree to follow the Guidance for Observing COVID-19 Restrictions on the booking page. In addition, boats racing are requested to maintain 1m clear water between hulls to ensure that the 2m social distance between crews is maintained.
- 19.2. [DP] A boat that launches and does not start a race, or retires from a race shall complete a declaration at the Club office by phoning 01784 248881 within the protest time limit.

Appendix 1

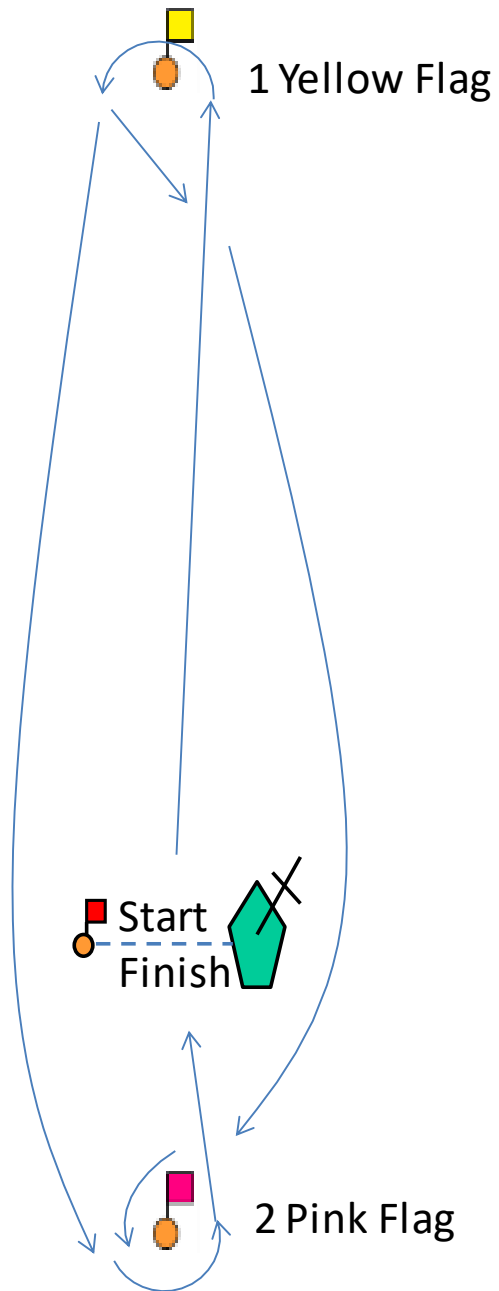
Course K

1P – 2P – 3P and cross start/finish line upwind is one round.
Start/finish line downwind is an obstruction. Do not cross.



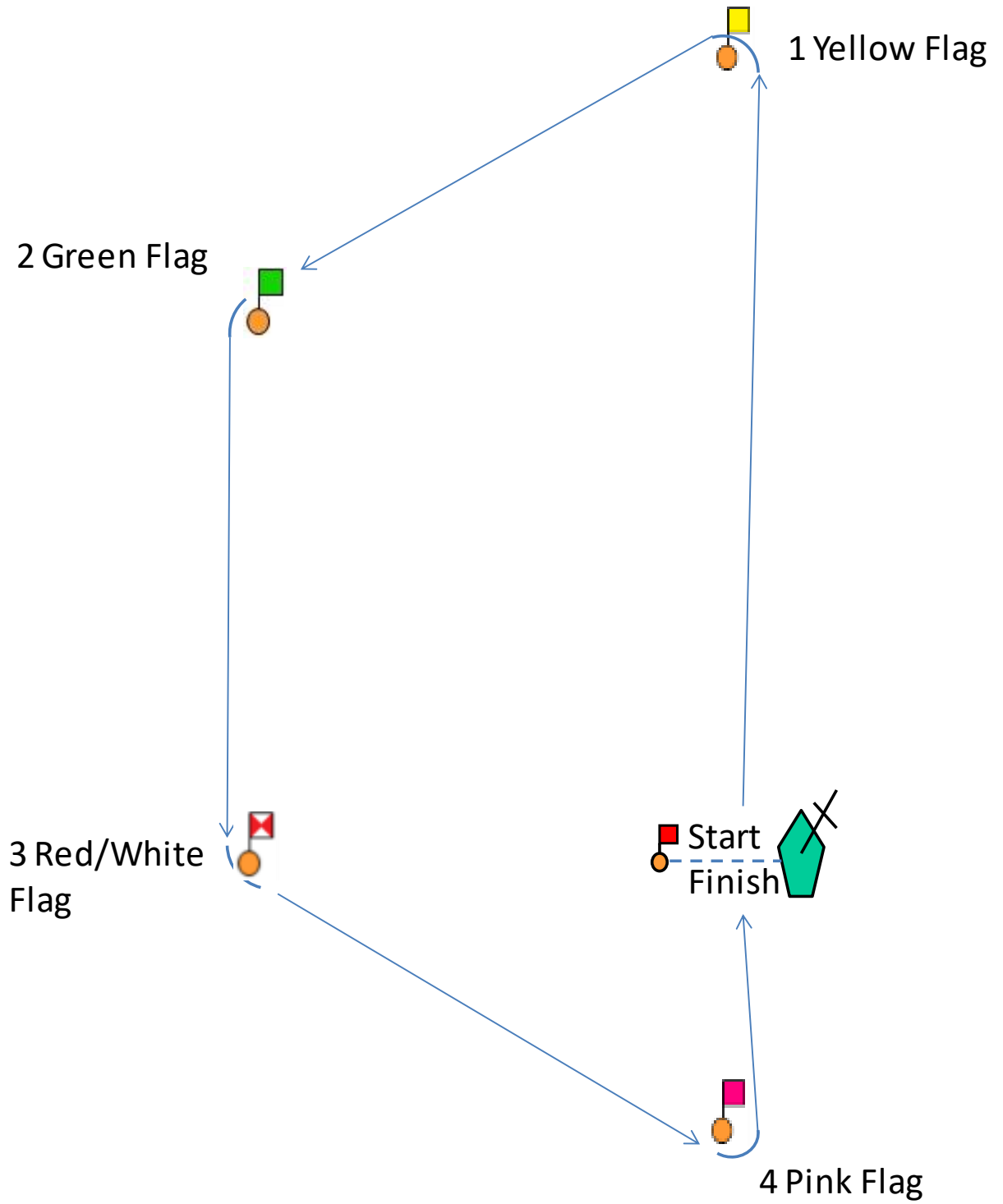
Course L

1P – 2P and cross start/finish line upwind is one round
Start/finish line downwind is an obstruction Do not cross.



Course N

1P – 2P – 3P – 4P and cross start/finish line upwind is one round.
Start/finish line downwind is an obstruction Do not cross.



Course P

1P – 2P – 3S – 4P and cross start/finish line upwind is one round.
Start/finish line downwind is an obstruction Do not cross.

