



WEDNESDAY EVENING SERIES

3rd April – 4th September 2024

SAILING INSTRUCTIONS

23 RACES, 12 TO COUNT

Queen Mary Sailing Club
Queen Mary Reservoir
Ashford Road
Ashford
Middlesex
TW15 1UA

QUEEN MARY SAILING CLUB WEDNESDAY EVENING SERIES

SAILING INSTRUCTIONS

1. RULES

Keeping Clear: Boats shall keep clear of barges and motor vessels that are restricted in their ability to manoeuvre. When a boat finds herself otherwise unable to keep clear of such a vessel she may use propulsion, such as paddling or rocking, provided she does not gain a significant advantage in the race (RRS 42.3(i)).

2. CHANGES TO SAILING INSTRUCTIONS

Any change to the Sailing Instructions will be posted not less than 60 minutes before the scheduled warning signal of the first race on the day on which it will take effect, except that any change to the schedule of races (see NOR 9) will be posted by 18:00hrs on the Wednesday before it will take effect.

3 COMMUNICATIONS WITH COMPETITORS

- 3.1 Notices to competitors will be posted on the official notice board located on the upper deck of the Clubhouse.
- 3.2 The race office is located at the Queen Mary Club office, telephone number: 01784 248881, email: sailingsecretary@queenmary.org.uk.

4. CODE OF CONDUCT

[DP] Competitors shall comply with reasonable requests from race officials.

5. SIGNALS MADE ASHORE

- 5.1. Signals made ashore will be displayed on the Clubhouse flagpole.
- 5.2. When flag AP is displayed ashore, '1 minute' is replaced with 'not less than 30 minutes' in Race Signals AP. This changes Race Signals AP.

6. SCHEDULE

See NOR 9.

7. CLASS FLAGS

The class flags will be:

CLASS	WARNING FLAG
General	"G"
ILCA 7 / Laser ILCA 6 / Laser Radial ILCA 4/LASER 4.7	ILCA

8. RACING AREA

The racing area will be indicated on the Daily Information Board located outside the Club office on the upper deck of the Clubhouse.

9. COURSES

- 9.1 The diagrams in Appendix 1 show the courses, the order in which marks are to be passed and the side on which each mark is to be left. The courses will be used in rotation, week by week, as follows: courses K, L, N & P.
- 9.2 The letter designating the course to be sailed will be displayed on the stern of the Race Committee Boat.
- 9.3 The start/finish line shall not be crossed on downwind legs on which it is an obstruction.

10. MARKS

- 10.1 The marks of each designated course will fly the coloured flags as shown on the diagram for that course in Appendix 1.
- 10.2 The starting and finishing mark will be a spherical buoy flying a red flag.

11. OBSTRUCTIONS

The following areas are obstructions and boats shall not sail in those areas at any time:

- (a) at the recovery plant on the western wall of the reservoir, the area bounded by the dredger's anchor buoys;
- (b) at the southern end of the bund, the shallows bounded by yellow or orange buoys, and the area bounded by the dredger's anchor buoys;
- (c) if a dredger is at any time located somewhere on the reservoir other than as described in (a) and (b) above, the area bounded by its anchor buoys;
- (d) at the outlet at the north-east corner of the reservoir, the area bounded by round yellow buoys.

12. THE START

- 12.1. Races will be started by using RRS 26 with the warning signal for each separate start within the race made 3 minutes before the applicable starting signal. The preparatory signal will be made 2 minutes before the starting signal and the preparatory flag removed 1 minute before the start. [This changes RRS 26]
- 12.2. The starting line is between a staff displaying an orange flag on the Race Committee Boat at the starboard end and the course side of the port end starting mark.
- 12.3 [DP] Boats whose warning signal has not been made shall avoid the starting area during the starting sequence for other boats.
- 12.[5] A boat that does not start within 15 minutes after her starting signal will be scored DNS without a hearing. This changes RRS A5.1 and A5.2

13. CHANGE OF THE NEXT LEG OF THE COURSE

While boats are racing, course marks and the finish line marks may be moved no more than 150 metres without a signal being made. This changes RRS 33.

14. THE FINISH

- 14.1 The finishing line will be between a staff displaying a blue flag on the Race Committee Boat at the starboard end and the course side of the port end finishing mark.
- 14.2 Boats will finish the first time that they cross the finishing line during the finishing period. The commencement of the finishing period will be signalled by the display of a blue flag on a staff of the Race Committee Boat without a sound signal. The finishing period will continue for 30 minutes after the first boat has finished. This period may be extended at the discretion of the Race Officer.

15. NOT USED

16. NOT USED

17. HEARING REQUESTS

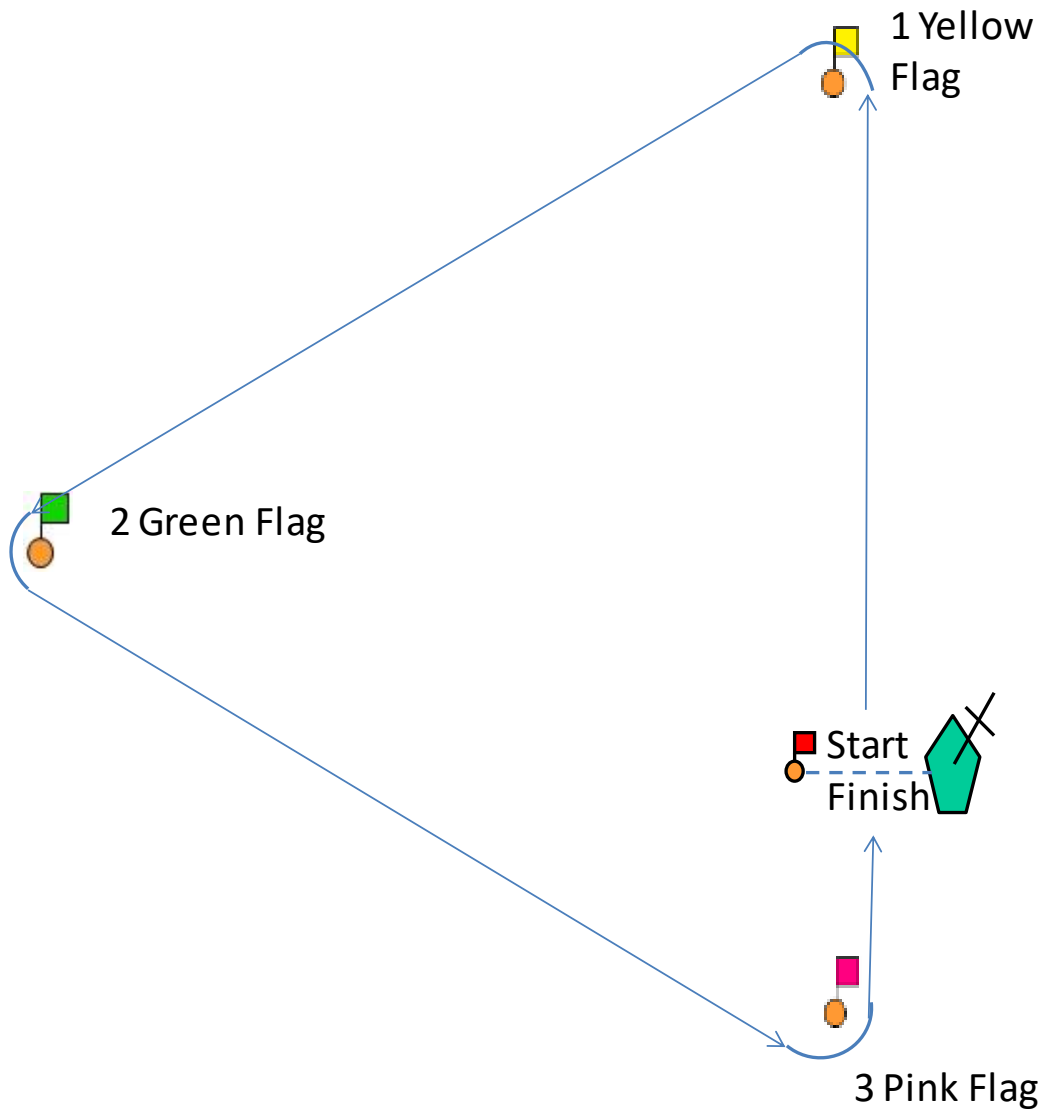
- 17.1 The protest time limit is 60 minutes after the last boat finishes in the last race of the day or the Race Committee signals no more racing today, whichever is the later.
- 17.2 Hearing request forms are available from the Club office.
- 17.3 Protests will be heard in approximately the order of receipt as soon as possible.

Appendix 1

Course K


1P – 2P – 3P and cross start/finish line upwind is one round.

Start/finish line downwind is an obstruction. Do not cross.



Course L

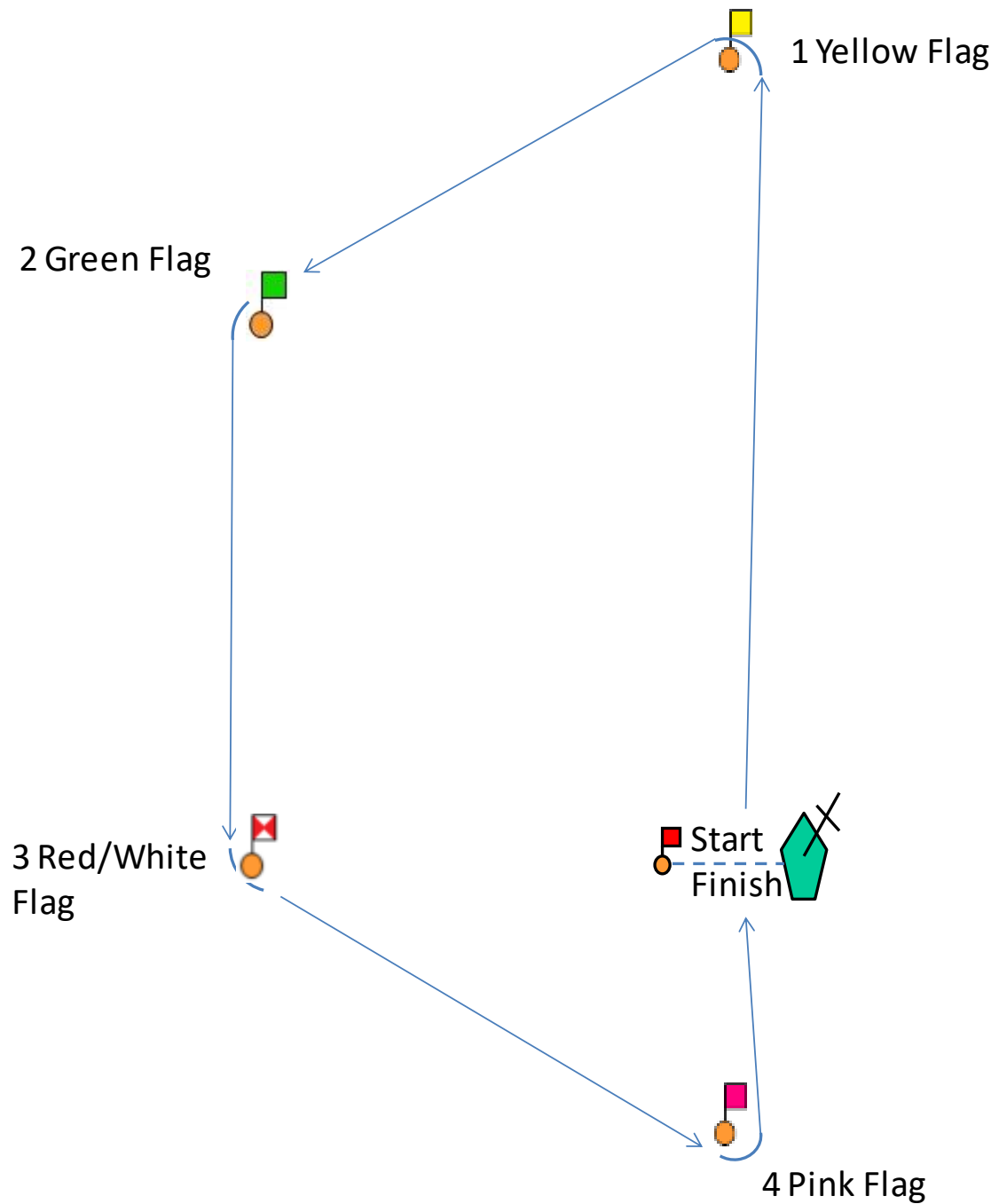
1P – 2P and cross start/finish line upwind is one round
Start/finish line downwind is an obstruction. Do not cross.



Course N

1P – 2P – 3P – 4P and cross start/finish line upwind is one round.

Start/finish line downwind is an obstruction. Do not cross.



Course P

1P – 2P – 3S – 4P and cross start/finish line upwind is one round.
Start/finish line downwind is an obstruction. Do not cross.

